



Leon Creek WRC Electrical System Improvements Phase I
Solicitation Number: CO-00335
Job No.: 19-6505

ADDENDUM 3
June 18, 2020

To Bidder of Record:

This addendum, applicable to work referenced above, is an amendment to the bid proposal, plans and specifications and as such will be a part of and included in the Contract Documents. Acknowledge receipt of this addendum by entering the Addendum number and issue date on the space provided in submitted copies of the bid proposal.

RESPONSES TO QUESTIONS

1. With respect to GENERAL CONDITIONS - Section 5.7.1.1.8: Please clarify whether Installation Floater coverage in lieu of Builder's Risk coverage is acceptable. Such Installation Floater shall consist of Physical Damage Insurance which insures SAWS and the City for damages to all Property Purchased for, or Assigned to, the Project commencing on the start date through completion. Policy limits shall be in an amount equal to the total contract cost contracted herewith. The policy form shall be an All Risk form and shall include coverage for both during transit and while stored at the worksite.

Response: Since the construction of the electrical building is part of the overall improvements of the facility and not just a new construction of a separate building it can be covered under the Installation Floater. As such for the purposes of the improvements the Installation Floater is acceptable.

CHANGES TO THE SPECIFICATIONS

1. Invitation to Bidders, insert the following after the fourth paragraph:

A non-mandatory pre-bid site visit meeting will be held by appointment only between 9:00 a.m. and 4:00 p.m. on June 25, 2020 at the San Antonio Water System's Leon Creek Water Reclamation Center, 1104 Mauermann Road, San Antonio, Texas 78224. The subsequent document "Invitation to Bidders Attachment A – Pre-Bid Site Visit Procedures" is hereto made part of this specification section and includes procedures that shall be followed to attend the pre-bid site visit meeting. Due to the present COVID-19 situation, each bidder wishing to visit the site shall review and strictly adhere to the requirements, including the requirement to RSVP, and to report to the Steven M. Clouse WRC located at 3495 Valley Rd. San Antonio, TX 78221 before the site visit, as described in Invitation to Bidders Attachment A "Pre-Bid Site Visit Procedures"

CHANGES TO THE PLANS

1. N/A


CLARIFICATIONS

1. SAWS is offering a non-mandatory pre-bid site visit. Potential bidders who wish to attend shall review and adhere to the Pre-Bid Site Visit Procedures, including the requirement to RSVP, attached to this Addendum.


END OF ADDENDUM

This Addendum, including these two (3) pages, is six (6) pages with attachments in its entirety.
Attachments:

Specifications: 1 Section, 2 pages, plus Attachment, 2 pages, total 4 pages



William D. Sako, P.E.
Gupta & Associates, Inc.
TBPE # F-2593



Leon Creek Electrical System Improvements Phase I Project Invitation to Bidders – Attachment A

Pre-Bid Site Visit Procedures June 25, 2020

- Interested firms/contractors must RSVP to Roxanne Lockhart via email at Roxanne.Lockhart@saws.org to attend the site visit no later than Wednesday, June 24 at 5:00 p.m. The following information should be provided:
 - Company name
 - Name(s) of attendees
 - There is a limit of two (2) members per firm/contractor.
 - Request for a site visit time between 9 am and 4 pm.
- All parties must adhere to SAWS' COVID-19 Safety Procedures.
- The site visit duration is expected to be no more than 45 minutes.
- There are to be no Q&A during the site visit, but contractors/firms may take video, photos, and notes.
- Questions shall be submitted to Roxanne Lockhart in writing via email to at Roxanne.Lockhart@saws.org.
- Questions will be addressed as required through addendum.
- Areas included in site visit
 - ✓ Switchgear
 - ✓ Transformer
 - ✓ New building area
 - ✓ Disinfection building area

Procedures to follow if you plan to attend the site visit:

- Site visit will begin at Steven M. Clouse Water Recycling Center (SMC WRC).
- **Arrive to the SMC WRC located at 3495 Valley Rd. San Antonio, TX 78221 45 minutes prior to site visit time at Leon Creek WRC. Drive time from SMC WRC to Leon WRC is roughly 20 minutes.**

Directions:

From Loop 410 exit Roosevelt. South on Roosevelt. Left on 1937 S. towards Losoya. Left on Valley Rd. Entrance on left.

- Proceed to canopy in front of the guard station.
- Temperature screenings will be conducted by Concentra staff on behalf of SAWS for all attendees.
 - If attendee has a temperature reading of 100.4 degrees Fahrenheit or less, a wrist band will be provided.
 - If attendee exhibits a temperature above 100.4 degrees Fahrenheit, the individual will not be allowed on the site visit.

- A mask and safety eyewear must be worn at all times by all attendees. Safety mask must cover mouth and nose at all times.
- Following the temperature screening, attendees shall proceed to Leon Creek WRC located at 1104 Mauermann Rd. San Antonio, TX 78224 for their scheduled walk through.

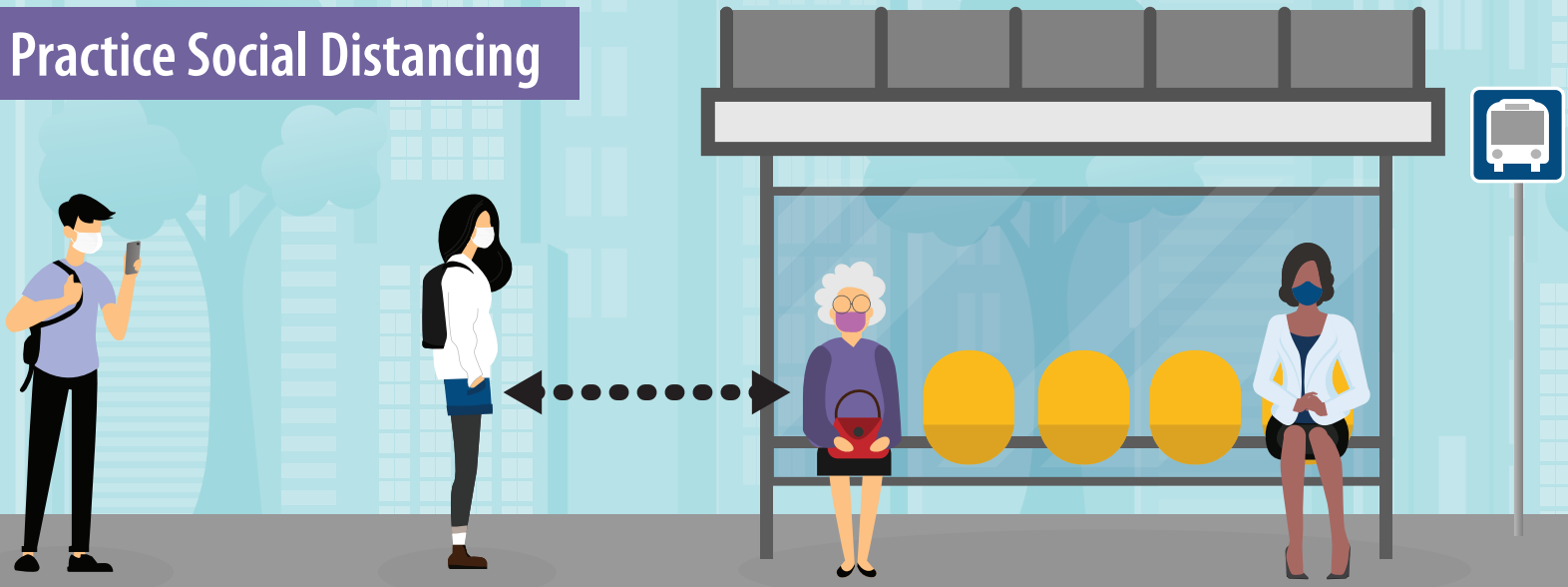
Directions:

From Loop 410 exit Moursund Rd. South on Moursund Rd. Moursund turns into Pleasanton Road. Right on Mauermann Rd. Entrance on left.

- A SAWS Leon Creek WRC staff member will be at the gate.
- SAWS staff will confirm attendee are wearing wrist bands.
- Attendees must wear a safety mask and safety eyewear throughout the duration of the site visit. Safety mask must cover mouth and nose at all times.
- Attendees must maintain social distancing, minimum of 6 ft. apart, from other attendees at all times during the site visit.
- Attendees will be escorted by SAWS personnel at all times and should not stray from the group.
- All attendees shall review the SAWS safety mask guidelines attached.
- At the end of the site visit, SAWS staff will collect wrist bands from attendees.

Help Protect Yourself and Others from COVID-19

Practice Social Distancing



Stay 6 feet (2 arm's lengths) from other people.

And Wear a Cloth Face Covering



Be sure it covers your nose and mouth to help protect others.
You could be infected and not have symptoms.



cdc.gov/coronavirus

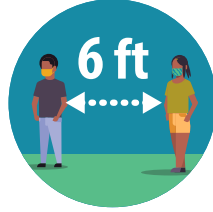
Important Information About Your Cloth Face Coverings

Print Resources Web Page: <https://www.cdc.gov/coronavirus/2019-ncov/communication/print-resources.html>

As COVID-19 continues to spread within the United States, CDC has recommended additional measures to prevent the spread of SARS-CoV-2, the virus that causes COVID-19. In the context of community transmission, CDC recommends that you:



Stay at home as much as possible



Practice social distancing (remaining at least 6 feet away from others)



Clean your hands often



In addition, CDC also recommends that everyone wear cloth face coverings when leaving their homes, regardless of whether they have fever or symptoms of COVID-19. This is because of evidence that people with COVID-19 can spread the disease, even when they don't have any symptoms. Cloth face coverings should not be placed on young children under age 2, anyone who has trouble breathing, or is unconscious, incapacitated, or otherwise unable to remove the mask without assistance.

How cloth face coverings work

Cloth face coverings may prevent the person wearing the mask from spreading respiratory droplets when talking, sneezing, or coughing. If everyone wears a cloth face covering when out in public, such as going to the grocery store, the risk of exposure to SARS-CoV-2 can be reduced for the community. Since people may spread the virus before symptoms start, or even if people never have symptoms, wearing a cloth face covering may protect others around you. Face coverings worn by others may protect you from getting the virus from people carrying the virus.



General considerations for the use of cloth face coverings

When using a cloth face covering, make sure:

- The mouth and nose are fully covered
- The covering fits snugly against the sides of the face so there are no gaps
- You do not have any difficulty breathing while wearing the cloth face covering
- The cloth face covering can be tied or otherwise secured to prevent slipping



Wash your cloth face covering after each use in the washing machine or by hand using a bleach solution. Allow it to completely dry.

For more information, go to: <https://www.cdc.gov/coronavirus/2019-ncov/prevent-getting-sick/how-to-make-cloth-face-covering.html>



[cdc.gov/coronavirus](https://www.cdc.gov/coronavirus)